


SPRÆLLE BAMSE



NÅL (MED STORT HOVED)

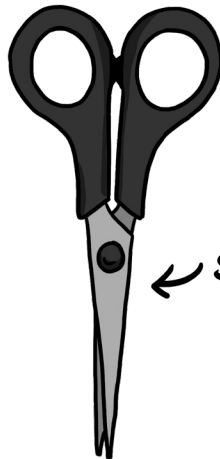


GULT GARN



LIM

KLIPSEMASKINE



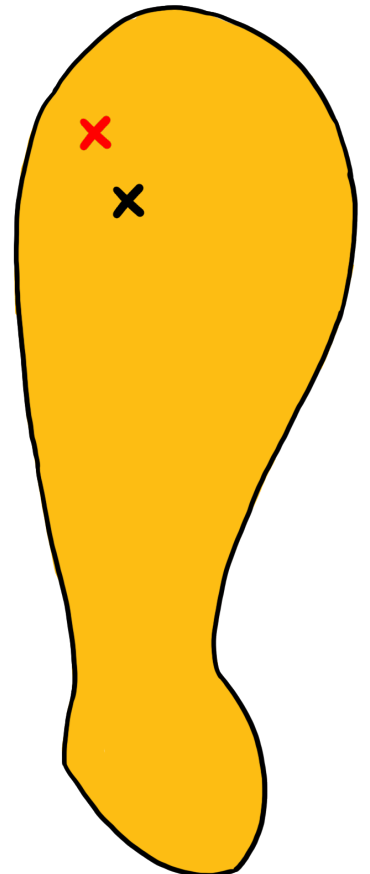




SAKS

KARTON







PRINT OG KLIP



① LIM KARTON BAG PÅ
OG KLIP UD




② PRIK HULLER UD




③ BIND KNUDE OG PUT
GENNEM HULLERNE



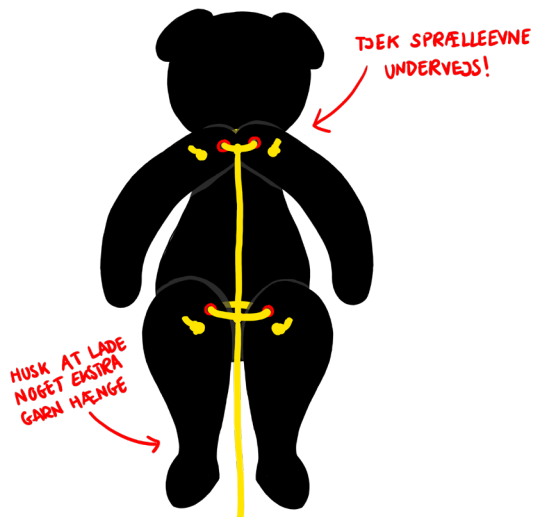
④ BIND KNUDER PÅ
BEGGE SIDER



⑤ BIND GARN MELLEM
DE RØDE HULLER



⑥ BIND KNUDER OG
SAML DEM



EKSTRA PÅKLÆDNING

